

2 Applying for an online appointment

This section explains how to apply for an online appointment by using MY HEALTH WEB.

1 From the top page of MY HEALTH WEB, click [Health Checkup Appointment].

The Health Checkup Appointment TOP screen appears.

Remarks

The insured person can apply for a health checkup appointment for themselves as well as their dependents. A dependent can apply for a health checkup appointment only for themselves.

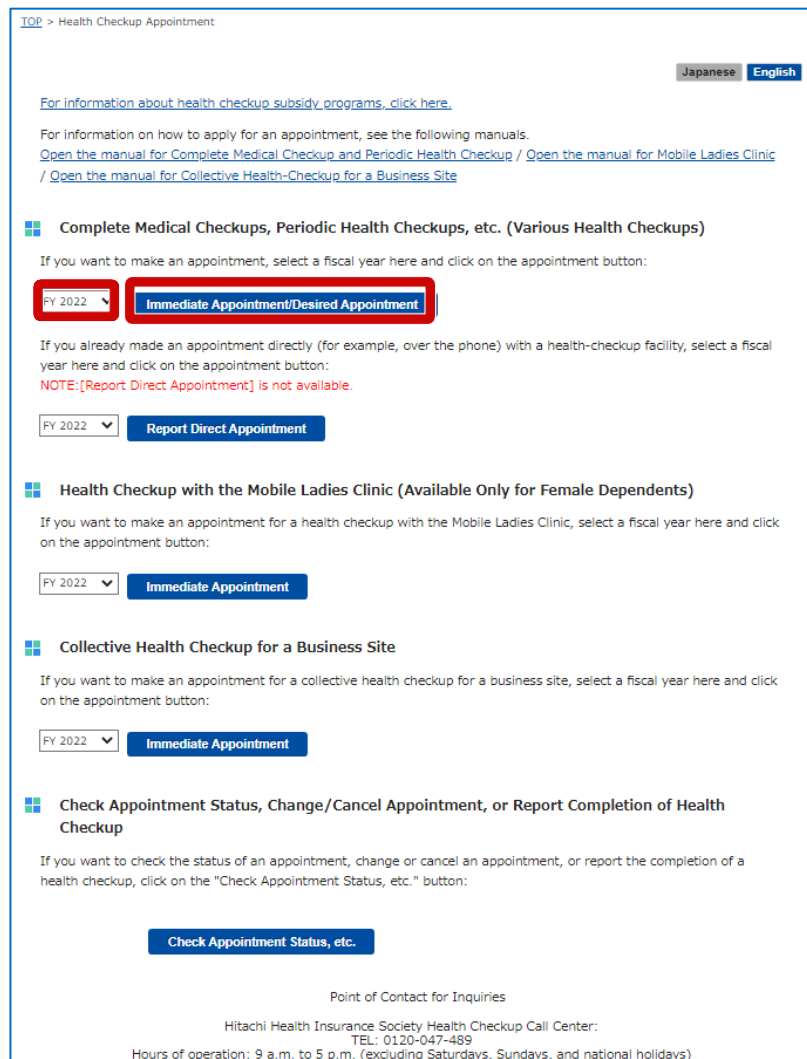


2 Select the fiscal year for which you want to make an online appointment and then click [Immediate Appointment/Desired Appointment].

The Health Checkup Appointment Explanation screen appears.

Remarks

You can click [Check Appointment Status, etc.] to check the status of past applications for appointments.



3 Read the explanation of the health checkup menu and then click [Next].

The Health Checkup Appointment Handling of Personal Information screen appears.

Note

Do not use the back button on your browser.

How to go back to the following screens:

- **To go back to the previous page**

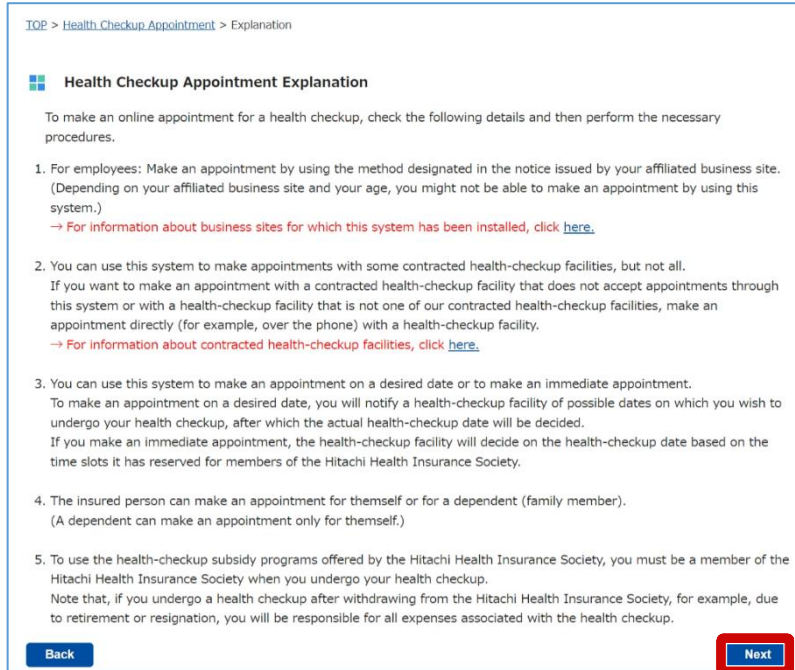
Click [Back].

- **To go back to the top page of MY HEALTH WEB**

Click the [TOP] link at the upper left of the screen.

- **To go back to the top screen of the Health Checkup Appointment Web System**

Click the [Health Checkup Appointment] link at the upper left of the screen.



The screenshot shows a web page titled "Health Checkup Appointment Explanation". At the top left, there is a breadcrumb trail: "TOP > Health Checkup Appointment > Explanation". Below this, the main heading is "Health Checkup Appointment Explanation" with a small icon. The page contains five numbered points explaining the appointment process. At the bottom left, there is a blue "Back" button, and at the bottom right, there is a blue "Next" button highlighted with a red border.

TOP > Health Checkup Appointment > Explanation

Health Checkup Appointment Explanation

To make an online appointment for a health checkup, check the following details and then perform the necessary procedures.

1. For employees: Make an appointment by using the method designated in the notice issued by your affiliated business site. (Depending on your affiliated business site and your age, you might not be able to make an appointment by using this system.)
→ For information about business sites for which this system has been installed, click [here](#).
2. You can use this system to make appointments with some contracted health-checkup facilities, but not all. If you want to make an appointment with a contracted health-checkup facility that does not accept appointments through this system or with a health-checkup facility that is not one of our contracted health-checkup facilities, make an appointment directly (for example, over the phone) with a health-checkup facility.
→ For information about contracted health-checkup facilities, click [here](#).
3. You can use this system to make an appointment on a desired date or to make an immediate appointment. To make an appointment on a desired date, you will notify a health-checkup facility of possible dates on which you wish to undergo your health checkup, after which the actual health-checkup date will be decided. If you make an immediate appointment, the health-checkup facility will decide on the health-checkup date based on the time slots it has reserved for members of the Hitachi Health Insurance Society.
4. The insured person can make an appointment for themselves or for a dependent (family member). (A dependent can make an appointment only for themselves.)
5. To use the health-checkup subsidy programs offered by the Hitachi Health Insurance Society, you must be a member of the Hitachi Health Insurance Society when you undergo your health checkup. Note that, if you undergo a health checkup after withdrawing from the Hitachi Health Insurance Society, for example, due to retirement or resignation, you will be responsible for all expenses associated with the health checkup.

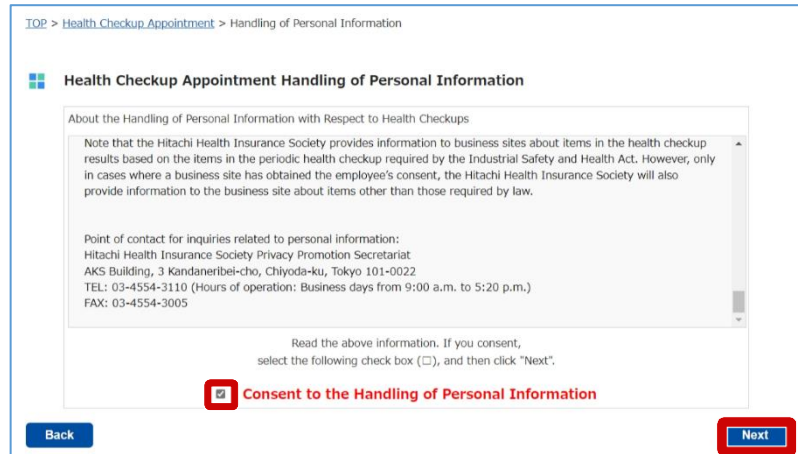
Back Next

4 Read the explanation of the handling of personal information. If you consent, select the [Consent to the Handling of Personal Information] check box and then click [Next].

The Health Checkup Appointment Make an Appointment (1 of 6) screen appears.

Note

- If you do not consent to the handling of personal information, you cannot apply for an online appointment.
- You cannot select the check box to consent until you have read the entire explanation.



5 Enter information about the insured person, and then click [Next].

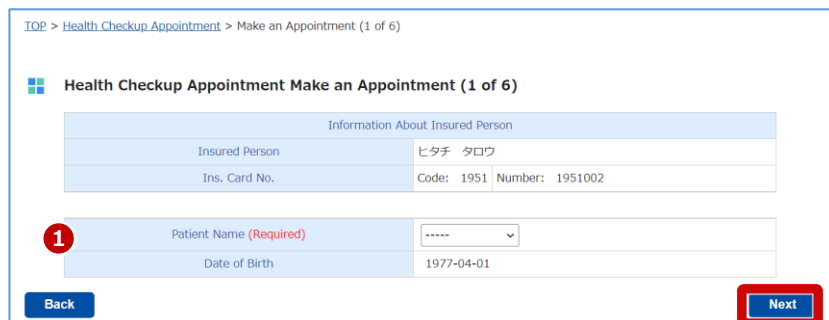
Enter the following items.

Patient Name (Required)

Select the patient's name. The date of birth is displayed automatically.

You cannot make an appointment for a person for which "(Appointment Made)" appears after their name, because an appointment has already been made for them.

After entering the above information, click [Next]. The Health Checkup Appointment Make an Appointment (2 of 6) screen appears.



6 Specify the search conditions for the health-checkup facility as well as the basic course (required) and options that you want, and then click [Search].

Options appear when you select a basic course.

The search results appear.

Remarks

- If you know the health-checkup facility that you want, specify only the facility and the basic course as the search conditions.
- The more options you select as the search conditions, the fewer health-checkup facilities will be returned as the search results. Select the minimum options necessary.
- If you are searching by postal code, you can enter only the first three digits.
- If you want to make an appointment by using the same information as the previous year, click [Use This Health-Checkup Facility]. The name of the health-checkup facility, basic course, and options will be applied to the search conditions. Options with limited eligibility will not be applied. Be sure to check the information that was applied and then click [Search].

TOP > Health Checkup Appointment > Make an Appointment (2 of 6)

Health Checkup Appointment Make an Appointment (2 of 6)

Details of Application from Previous Fiscal Year

Facility	Basic Course	Options	Appointment Date	Health-Checkup Date
●●北海道01017	Complete Medical Checkup (X-Ray Exam)		2022-03-23(Wed.)	2022-03-23(Wed.)

[Use This Health-Checkup Facility](#)

Search by Specifying Conditions

Fiscal Year: 2022 [Search](#)

Prefecture: City/Ward/Town/Village: Postal Code: -

Facility:

Ladies Only Eng Support

Basic Course(Required)	Options
<input checked="" type="radio"/> Complete Medical Checkup (X-Ray Exam) <input type="radio"/> Complete Medical Checkup (Oral Endoscopy) <input type="radio"/> Complete Medical Checkup (Nasal Endoscopy) <input type="radio"/> Abbreviated Complete Medical Checkup (X-Ray Exam) <input type="radio"/> Abbreviated Complete Medical Checkup (Oral Endoscopy) <input type="radio"/> Abbreviated Complete Medical Checkup (Nasal Endoscopy) <input type="radio"/> Periodic Health Checkup <input type="radio"/> Periodic Health Checkup 35 <input type="radio"/> Periodic Health Checkup A	<input type="checkbox"/> Stomach Cancer Screening (Oral Endoscopy) Available only for ages 30 and older. <input type="checkbox"/> Stomach Cancer Screening (Nasal Endoscopy) Available only for ages 30 and older. <input type="checkbox"/> Abdominal Examination <input type="checkbox"/> Abdominal Examination Available only for ages 30 and older. <input type="checkbox"/> Thyroid Function Test <input type="checkbox"/> Thyroid Function Test Available only for ages 35 and older. <input type="checkbox"/> Arteriosclerosis Examination <input type="checkbox"/> Arteriosclerosis Examination (Carotid Ultrasound) Available only for ages 35 and older. <input type="checkbox"/> Arteriosclerosis Examination (Blood Pressure Plethysmography) Available only for ages 35 and older. <input type="checkbox"/> Arteriosclerosis Examination (Carotid Ultrasound/Blood Pressure Plethysmography) Available only for ages 35 and older. <input type="checkbox"/> Hepatitis Viral Examination Available only for ages 35 and older. <input type="checkbox"/> Prostate Cancer Screening Available only for ages 10 and older. <input type="checkbox"/> Dental Examination <input type="checkbox"/> Dental Examination Available only for ages 16 and older. <input type="checkbox"/> ABC Examination (Testing for Risk of Stomach Cancer) <input type="checkbox"/> ABC Examination (Testing for Risk of Stomach Cancer) Available only for ages 35 and older. * Age at the end of the fiscal year (March 31).

[Search](#)

[Back](#)

7 Click [Desired Appointment] or [Immediate Appointment] for the health-checkup facility that you want.

Whether you can select [Desired Appointment] and [Immediate Appointment] depends on the health-checkup facility.

• For [Desired Appointment]

An appointment is made on the desired date. Click [Desired Appointment] to proceed to the next step. For details on the procedures, see [\(1\)To make an appointment on a desired date To make an.](#)

• For [Immediate Appointment]

An appointment is made immediately. Click [Immediate Appointment] to proceed to the next step. For details on the procedures, see [\(2\)To make an appointment immediately To make an 1.](#)

! Note

If you want to change the basic course or options you specified on the Health Checkup Appointment Make an Appointment (2 of 6) screen, be sure to click [Search] after changing the search conditions in [Search by Specifying Conditions].

TOP > Health Checkup Appointment > Make an Appointment (2 of 6)

Health Checkup Appointment Make an Appointment (2 of 6)

Details of Application from Previous Fiscal Year

Facility	●●北海道01017
Basic Course	Complete Medical Checkup (X-Ray Exam)
Options	
Appointment Date	2022-03-23(Wed.)
Health-Checkup Date	2022-03-23(Wed.)

[Use This Health-Checkup Facility](#)

Search by Specifying Conditions

Fiscal Year: 2022 [Search](#)

Prefecture: [-----] v

City/Ward/Town/Village: []

Postal Code: [] - []

Facility: [クリニック]

Ladies Only Eng Support

Basic Course(Required)

- Complete Medical Checkup (X-Ray Exam)
- Complete Medical Checkup (Oral Endoscopy)
- Complete Medical Checkup (Nasal Endoscopy)
- Abbreviated Complete Medical Checkup
 - Abbreviated Complete Medical Checkup (X-Ray Exam)
 - Abbreviated Complete Medical Checkup (Oral Endoscopy)
 - Abbreviated Complete Medical Checkup(Nasal Endoscopy)
- Periodic Health Checkup
 - Periodic Health Checkup 35
 - Periodic Health Checkup A

Options

- Stomach Cancer Screening (Oral Endoscopy)
Available only for ages 30 and older.
- Stomach Cancer Screening (Nasal Endoscopy)
Available only for ages 30 and older.
- Abdominal Examination
Available only for ages 30 and older.
- Thyroid Function Test
 Thyroid Function Test
Available only for ages 35 and older.
- Arteriosclerosis Examination
 Arteriosclerosis Examination (Carotid Ultrasound)
Available only for ages 35 and older.
 Arteriosclerosis Examination (Blood Pressure Plethysmography)
Available only for ages 35 and older.
- Arteriosclerosis Examination (Carotid Ultrasound/Blood Pressure Plethysmography)
Available only for ages 35 and older.
- Hepatitis Viral Examination
 Hepatitis Viral Examination
Available only for ages 35 and older.
- Prostate Cancer Screening
 Prostate Cancer Screening
Available only for ages 10 and older.
- Dental Examination
 Dental Examination
Available only for ages 16 and older.
- ABC Examination (Testing for Risk of Stomach Cancer)
 ABC Examination (Testing for Risk of Stomach Cancer)
Available only for ages 35 and older.

* Age at the end of the fiscal year (March 31).

[Search](#)

Search results: Items 1 to 2 out of 2 total items

○ : Open Slots ✕ : No Open Slots ◻ : No Immediate Appointments

[Ladies Only](#) : Ladies-Only Slots Available
[Eng Support](#) : English Support Available

医療法人 白立クリニック
〒100-0005
東京都千代田区丸の内1-1-1

Basic Course

Complete Medical Checkup (X-Ray Exam)

[Immediate Appointment](#) [Desired Appointment](#)

医療法人 6 2 0 3 4 クリニック
〒100-0011
東京都千代田区内幸町

[Ladies Only](#)
[Eng Support](#)

Basic Course

Complete Medical Checkup (X-Ray Exam)

[Immediate Appointment](#) [Desired Appointment](#)

Remarks

If you click [Desired Appointment] when both the [Immediate Appointment] option and the [Desired Appointment] option are available, a message recommending an immediate appointment appears. For immediate appointments, your appointment will be confirmed when you apply for it, so please make an immediate appointment.

We recommend that you make an immediate appointment.

For immediate appointments, your appointment will be confirmed when you apply for it.
 For appointments on a desired date, you will be notified of the result of your application at a later date.
 Note that your desired date might not be available.

Immediate Appointment
Desired Appointment

(1) To make an appointment on a desired date

1 Select the options that you want, and then click [Search].

Information about the health-checkup facility is updated.

Note

If you want to change the basic course or options you specified on the Health Checkup Appointment Make an Appointment (3 of 6) (Desired Appointment Date) screen, be sure to click [Search] after changing the search conditions in [Search by Specifying Conditions].

TOP > Health Checkup Appointment > Make an Appointment (3 of 6) (Desired Appointment Date)

Health Checkup Appointment Make an Appointment (3 of 6) (Desired Appointment Date)

Search by Specifying Conditions		Information About the Health-Checkup Facility																	
Basic Course Required	<input type="radio"/> Complete Medical Checkup (X-Ray Exam) <input checked="" type="radio"/> Complete Medical Checkup (X-Ray Exam)	Search	Facility 医療法人 日立クリニック Location 〒100-0005 東京都千代田区丸の内1-1-1 Basic Complete Medical Checkup (X-Ray Exam) 1,000 yen Special Notes: Ladies Only - Eng Support - Other - Avail Times (Basic) <table border="1"> <thead> <tr> <th>Mon.</th><th>Tue.</th><th>Wed.</th><th>Thu.</th><th>Fri.</th><th>Sat.</th><th>Sun.</th><th>Holidays</th> </tr> </thead> <tbody> <tr> <td>All Day</td><td>All Day</td><td>All Day</td><td>All Day</td><td>All Day</td><td>All Day</td><td>All Day</td><td>All Day</td> </tr> </tbody> </table> Note: Some options might not be offered during the same time slot as the basic health check. For "Desired Date #1" to "Desired Date #6", set your desired appointment dates. To enter a date manually, enter it in the format YYYY-MM-DD. (Example: 2021-04-01)	Mon.	Tue.	Wed.	Thu.	Fri.	Sat.	Sun.	Holidays	All Day	All Day	All Day	All Day	All Day	All Day	All Day	All Day
Mon.	Tue.	Wed.		Thu.	Fri.	Sat.	Sun.	Holidays											
All Day	All Day	All Day	All Day	All Day	All Day	All Day	All Day												
Options	<input type="checkbox"/> Hepatitis Viral Examination <input type="checkbox"/> Hepatitis Viral Examination	Search																	
<input type="button" value="Back"/>		<input type="button" value="Next"/>																	

To make an immediate appointment, which will be confirmed when you apply for it, click [Immediate Appointment] below.

2 Select the desired appointment date and time and then click [Next].

The Health Checkup Appointment Make an Appointment (4 of 6) screen appears.

Remarks

You can select up to six desired appointment dates. For smoother scheduling, we recommend selecting six desired appointment dates.

Note

The following dates cannot be selected.

- A date that is less than two weeks from the date of application
- A date in a fiscal year other than the year that you selected on the Health Checkup Appointment TOP screen

TOP > Health Checkup Appointment > Make an Appointment (3 of 6) (Desired Appointment Date)

Health Checkup Appointment Make an Appointment (3 of 6) (Desired Appointment Date)

Search by Specifying Conditions		Information About the Health-Checkup Facility																	
Basic Course Required	<input type="checkbox"/> Complete Medical Checkup (X-Ray Exam) <input checked="" type="radio"/> Complete Medical Checkup (X-Ray Exam)	Facility	医療法人 日立クリニック																
Options	<input type="checkbox"/> Hepatitis Viral Examination <input type="checkbox"/> Hepatitis Viral Examination	Location	〒100-0005 東京都千代田区丸の内1-1-1																
<input type="button" value="Search"/>		Basic	Complete Medical Checkup (X-Ray Exam) 1,000 yen Special Notes:																
<input type="button" value="Search"/>		Ladies Only	-																
		Eng Support	-																
		Other	-																
		Avail Times (Basic)	<table border="1"><thead><tr><th>Mon.</th><th>Tue.</th><th>Wed.</th><th>Thu.</th><th>Fri.</th><th>Sat.</th><th>Sun.</th><th>Holidays</th></tr></thead><tbody><tr><td>All Day</td><td>All Day</td><td>All Day</td><td>All Day</td><td>All Day</td><td>All Day</td><td>All Day</td><td>All Day</td></tr></tbody></table>	Mon.	Tue.	Wed.	Thu.	Fri.	Sat.	Sun.	Holidays	All Day	All Day	All Day	All Day	All Day	All Day	All Day	All Day
Mon.	Tue.	Wed.	Thu.	Fri.	Sat.	Sun.	Holidays												
All Day	All Day	All Day	All Day	All Day	All Day	All Day	All Day												

Note: Some options might not be offered during the same time slot as the basic health check.

For "Desired Date #1" to "Desired Date #6", set your desired appointment dates.
To enter a date manually, enter it in the format YYYY-MM-DD.
(Example: 2021-04-01)

Desired Date #1 (Required)	Date	2022-09-12
	Time	Morning
Desired Date #2	Date	2022-09-13
	Time	Morning
Desired Date #3	Date	2022-09-14
	Time	Morning
Desired Date #4	Date	
	Time	
Desired Date #5	Date	
	Time	
Desired Date #6	Date	
	Time	

To make an immediate appointment, which will be confirmed when you apply for it, click [Immediate Appointment] below.

3 Enter information about the insured person, and then click [Next].

Enter the following items.

1 Employee Number (Required only if the patient is a regular insured person)

Enter the employee number of the insured person.

2 Member Site (Required)

To change the member site from the initially displayed site, select a site name from the drop-down list.

3 Managing Site

If you selected a member site that has a managing site, select the managing site from the drop-down list.

4 Affiliated Dept

Enter the name of your affiliated department.

5 Address (Required)

Enter the postal code and address to which the diagnostic kit is to be sent.

6 Phone Number (Required)

Enter the phone number without hyphens.

7 Email Address (Required)

If you want to change the email address from the initially displayed email address, enter the new email address.

8 Notes

Enter any notes that you want to pass on to the health-checkup facility.

After entering the above information, click [Next]. The Health Checkup Appointment Make an Appointment (5 of 6) (Desired Appointment Date) screen appears.

TOP > Health Checkup Appointment > Make an Appointment (4 of 6)

Health Checkup Appointment Make an Appointment (4 of 6)

Cautionary Notes:
1. For "Telephone Number", enter a telephone number by which you can be reached during the day. (If your appointment needs to be rescheduled, we will contact you by using the contact information you enter on this screen.)
2. For "Email Address", the email address registered in MY HEALTH WEB is displayed. (Even if you enter a different email address on this screen, the email address registered in MY HEALTH WEB will not change.)
3. If you have a reception setting to prevent spam mail or junk mail, please set it to be able to receive from "@mhweb.jp"
4. If you click "Back", the information you entered will be discarded.

Information About Insured Person	
Insured Person	ヒタチ タロウ
Ins. Card No.	Code: 1951 Number: 1951002
Patient Name	ヒタチ タロウ
Date of Birth	1977-04-01

1 Employee Number (Required only if the patient is a regular insured person) 11112222

2 Member Site (Required) 日立製作所

3 Managing Site 日立製作所 本社

4 Affiliated Dept

Select Address Retrieved Addresses
- Address Used in Previous Application
103-0015 東京都中央区日本橋箱崎町1-1 [Use this Address](#)

5 Address (Required)
Note:
Your diagnostic kit will be sent to this address.
Postal Code 103 - 0015 [Address Search](#)
Prefecture Tokyo
City/Ward/Town/Village 中央区日本橋箱崎町
Street Name/House Number 1-1

6 Phone Number (Required) 09011112222
Example: 09011112222 (Do not include hyphens)

7 Email Address (Required) taro.hitachi@hitachi.com

Email Address (To Confirm) taro.hitachi@hitachi.com

8 Notes
For example: Information about disabilities (physical handicaps), medical restrictions, or requests to undergo the health checkup with another individual (include the reception number of the individual who made an online appointment first)

[Back](#) [Next](#)

i Remarks: Selection of the recipient's address

If you want to use the same address as the previous year or the address registered with the Hitachi Health Insurance Society, click [Use this Address]. The address and phone number will be applied.

Note that, if you select the address registered with the Hitachi Health Insurance Society, only the address will be applied.

i Remarks: Information to include in [Notes]

In [Notes], include information such as the following.

- Information about disabilities (physical handicaps)
- Medical restrictions
- Requests to undergo a health checkup with another individual

If you want to undergo the health checkup with another individual, enter the reception number of the person who made an online appointment first. (The reception number is the number that was issued when you or the other individual applied an online appointment.)

4 Confirm the application details. If there are no problems, click [Make Appointment].

The Health Checkup Appointment Make an Appointment (6 of 6) (Desired Appointment Date) screen appears.



Note
Click [Make Appointment] only once.

TOP > Health Checkup Appointment > Make an Appointment (5 of 6) (Desired Appointment Date)

Health Checkup Appointment Make an Appointment (5 of 6) (Desired Appointment Date)

Your application for your desired appointment is not yet complete.
Make sure the following information is correct, and then click the "Make Appointment" button to proceed.

Facility	テスト63000		
Location	〒100-0000 東京都千代田区		
Desired Date #1	2022-03-30(Wed.) Morning		
Desired Date #2			
Desired Date #3			
Desired Date #4			
Desired Date #5			
Desired Date #6			
Appt. Details/ Payment Due on Checkup Date	Complete Medical Checkup (X-Ray Exam)	20,000 yen	
	Hepatitis Viral Examination	20,000 yen	Total: 40,000 yen

Insured Person	ヒタチ タロウ		
Ins. Card No.	Code: 1951	Number: 1951002	
Employee Number	11112222		
Member Site	日立製作所		
Managing Site	日立製作所 本社		
Affiliated Dept			
Patient Name	ヒタチ タロウ		
Date of Birth	1977-04-01		
Address Note: Your diagnostic kit will be sent to this address.	Post Code	103 - 0015	
	Prefecture	Tokyo	
	City, Etc.	中央区日本橋福崎町	
	Block No.	1-1	
Telephone Number	0901112222		
Email Address	taro.hitachi@hitachi.com		
Notes			

[Back](#) [Make Appointment](#)

5 This completes the procedure for applying for an appointment.

An email confirming the receipt of your desired appointment will be sent to the email address you entered in step 3 of procedure (1) in [2 Applying for an online appointment](#).

After you apply for an appointment, you will receive an email when your appointment is confirmed, to notify you of alternative dates, or if rescheduling is needed.

If you want to apply for another appointment, click [New Appointment].

TOP > Health Checkup Appointment > Make an Appointment (6 of 6) (Desired Appointment Date)

Health Checkup Appointment Make an Appointment (6 of 6) (Desired Appointment Date)

Your application for your desired appointment is complete.

An email confirming your appointment has been sent to you. Please check it.

Reception No.	210002877
---------------	-----------

Facility	テスト63000		
Location	〒100-0000 東京都千代田区		
Desired Date #1	2022-03-30(Wed.) Morning		
Desired Date #2			
Desired Date #3			
Desired Date #4			
Desired Date #5			
Desired Date #6			
Appt. Details/ Payment Due on Checkup Date	Complete Medical Checkup (X-Ray Exam)	20,000 yen	
	Hepatitis Viral Examination	20,000 yen	Total: 40,000 yen

Patient Name	ヒタチ タロウ		
Ins. Card No.	Code: 1951	Number: 1951002	
Date of Birth	1977-04-01		
Relationship	Insured Person		

[New Appointment](#) [Top Page](#)

(2) To make an appointment immediately

1 Select the options that you want, and then click [Search].

Information about the health-checkup facility and the number of available slots is updated.

Note

If you want to change the basic course or options you specified on the Health Checkup Appointment Make an Appointment (3 of 6) (Immediate Appointment) screen, be sure to click [Search] after changing the search conditions in [Search by Conditions].

TOP > Health Checkup Appointment > Make an Appointment (3 of 6) (Immediate Appointment)

Health Checkup Appointment Make an Appointment (3 of 6) (Immediate Appointment)

Search by Specifying Conditions		Information About the Health-Checkup Facility	
Basic Course Required	<input type="radio"/> Complete Medical Checkup (X-Ray Exam)	Facility	医療法人 日立クリニック
Options	<input type="checkbox"/> Hepatitis Viral Examination	Location	〒100-0005 東京都千代田区丸の内1-1-1
		Basic	Complete Medical Checkup (X-Ray Exam) 1,000 yen Special Notes:
		Ladies Only	-
		Eng Support	-
		Other	-

Select your desired appointment date.
Note: The numbers indicate the number of available slots.
Note: Please arrive at least 10 minutes before the reception time.

0: No availability -: Not offered

2022-09-08 [Change](#) [Next Week >>](#)

Reception Time	09/08 (Thu.)	09/09 (Fri.)	09/10 (Sat.)	09/11 (Sun.)	09/12 (Mon.)	09/13 (Tue.)	09/14 (Wed.)
9:00	-	29	-	-	-	-	-

If there is no availability on your desired date, click [Desired Appointment].

[Desired Appointment](#)

[Back](#)

2 Select the appointment date that you want and then click [Change].

The number of available slots for the week starting from the selected date is displayed.

Note

You cannot select a date that is less than two weeks from the date of appointment application.

3 Click the reception time that you want.

The Health Checkup Appointment Make an Appointment (4 of 6) screen appears.

Remarks

- You cannot click a slot that is not available for an appointment.
- Even if “0” is displayed for the reception time that you want, you might be able to make an appointment for that time as a desired appointment instead of an immediate appointment.

TOP > Health Checkup Appointment > Make an Appointment (3 of 6) (Immediate Appointment)

Health Checkup Appointment Make an Appointment (3 of 6) (Immediate Appointment)

Search by Specifying Conditions		Information About the Health-Checkup Facility	
Basic Course Required	Complete Medical Checkup <input checked="" type="radio"/> Complete Medical Checkup (X-Ray Exam)	Facility	医療法人 日立クリニック
Options	<input checked="" type="checkbox"/> Hepatitis Viral Examination <input type="checkbox"/> Hepatitis Viral Examination	Location	〒100-0005 東京都千代田区丸の内1-1-1
	<input type="button" value="Search"/>	Basic	Complete Medical Checkup (X-Ray Exam) 1,000 yen Special Notes:
	<input type="button" value="Search"/>	Ladies Only	-
		Eng Support	-
		Other	-

Select your desired appointment date.
Note: The numbers indicate the number of available slots.
Note: Please arrive at least 10 minutes before the reception time.

0: No availability -: Not offered

2022-09-08

Reception Time	09/08 (Thu.)	09/09 (Fri.)	09/10 (Sat.)	09/11 (Sun.)	09/12 (Mon.)	09/13 (Tue.)	09/14 (Wed.)
9:00	-	29	-	-	-	-	-

If there is no availability on your desired date, click [Desired Appointment].

4 Enter information about the insured person, and then click [Next].

Enter the following items.

1 Employee Number (Required only if the patient is a regular insured person)

Enter the employee number of the insured person.

2 Member Site (Required)

To change the member site from the initially displayed site, select a site name from the drop-down list.

3 Managing Site

If you selected a member site that has a managing site, select the managing site from the drop-down list.

4 Affiliated Dept

Enter the name of your affiliated department.

5 Address (Required)

Enter the postal code and address to which the diagnostic kit is to be sent.

6 Phone Number (Required)

Enter the phone number without hyphens.

7 Email Address (Required)

If you want to change the email address from the initially displayed email address, enter the new email address.

8 Notes

Enter any notes that you want to pass on to the health-checkup facility.

After entering the above information, click [Next]. The Health Checkup Appointment Make an Appointment (5 of 6) (Immediate Appointment) screen appears.

TOP > Health Checkup Appointment > Make an Appointment (4 of 6)

Health Checkup Appointment Make an Appointment (4 of 6)

Cautionary Notes:

- For "Telephone Number", enter a telephone number by which you can be reached during the day. (If your appointment needs to be rescheduled, we will contact you by using the contact information you enter on this screen.)
- For "Email Address", the email address registered in MY HEALTH WEB is displayed. (Even if you enter a different email address on this screen, the email address registered in MY HEALTH WEB will not change.)
- If you have a reception setting to prevent spam mail or junk mail, please set it to be able to receive from "@mhweb.jp"
- If you click "Back", the information you entered will be discarded.

Information About Insured Person	
Insured Person	ヒタチ タロウ
Ins. Card No.	Code: 1951 Number: 1951002
Patient Name	ヒタチ タロウ
Date of Birth	1977-04-01

1 Employee Number (Required only if the patient is a regular insured person) 11112222

2 Member Site (Required) 日立製作所

3 Managing Site 日立製作所 本社

4 Affiliated Dept

Select Address Retrieved Addresses

5 Address (Required)
Note:
Your diagnostic kit will be sent to this address.

Postal Code 103 - 0015 Address Search

Prefecture Tokyo

City/Ward/Town/Village 中央区日本橋箱崎町

Street Name/House Number 1-1

6 Phone Number (Required) 0901112222
Example: 0901112222 (Do not include hyphens)

7 Email Address (Required) taro.hitachi@hitachi.com

Email Address (To Confirm) taro.hitachi@hitachi.com

8 Notes
For example: Information about disabilities (physical handicaps), medical restrictions, or requests to undergo the health checkup with another individual (include the reception number of the individual who made an online appointment first)

Back Next

i Remarks: Selection of the recipient's address

If you want to use the same address as the previous year or the address registered with the Hitachi Health Insurance Society, click [Use this Address]. The address and phone number will be applied.

Note that, if you select the address registered with the Hitachi Health Insurance Society, only the address will be applied.

i Remarks: Information to include in [Notes]

In [Notes], include information such as the following.

- Information about disabilities (physical handicaps)
- Medical restrictions
- Requests to undergo a health checkup with another individual

If you want to undergo the health checkup with another individual, enter the reception number of the person who made an online appointment first. (The reception number is the number that was issued when you or the other individual applied an online appointment.)

5 Confirm the application details. If there are no problems, click [Make Appointment].

The Health Checkup Appointment Make an Appointment (6 of 6) (Immediate Appointment) screen appears.



Note
Click [Make Appointment] only once.

TOP > Health Checkup Appointment > Make an Appointment (5 of 6) (Immediate Appointment)

Health Checkup Appointment Make an Appointment (5 of 6) (Immediate Appointment)

Your application to make an appointment is not yet complete.
Make sure the following information is correct, and then click the "Make Appointment" button to proceed.

Facility	テスト63000		
Location	〒100-0000 東京都千代田区		
Appointment Date	2022-03-30(Wed.) 9:00		
Appt. Details/ Payment Due on Checkup Date	Complete Medical Checkup (X-Ray Exam)	20,000 yen	
	Hepatitis Viral Examination	20,000 yen	
		Total: 40,000 yen	

Insured Person	ヒタチ タロウ		
Ins. Card No.	Code: 1951	Number: 1951002	
Employee Number	11112222		
Member Site	日立製作所		
Managing Site	日立製作所 本社		
Affiliated Dept			
Patient Name	ヒタチ タロウ		
Date of Birth	1977-04-01		
Address Note: Your diagnostic kit will be sent to this address.	Post Code	103 - 0015	
	Prefecture	Tokyo	
	City, Etc.	中央区日本橋箱崎町	
	Block No.	1-1	
Telephone Number	0901112222		
Email Address	taro.hitachi@hitachi.com		
Notes			

[Back](#) [Make Appointment](#)

6 This completes the procedure for applying for an immediate appointment.

An email confirming your appointment will be sent to the email address you entered in step 4 of procedure (2) in [2 Applying for an online appointment](#).

If you want to apply for another appointment, click [New Appointment].

TOP > Health Checkup Appointment > Make an Appointment (6 of 6) (Immediate Appointment)

Health Checkup Appointment Make an Appointment (6 of 6) (Immediate Appointment)

Your application to make an appointment is complete.
An email confirming your appointment has been sent to you. Please check it.

Reception No.	210002879
---------------	-----------

Facility	テスト63000		
Location	〒100-0000 東京都千代田区		
Appointment Date	2022-03-30(Wed.) 9:00		
Appt. Details/ Payment Due on Checkup Date	Complete Medical Checkup (X-Ray Exam)	20,000 yen	
	Hepatitis Viral Examination	20,000 yen	
		Total: 40,000 yen	

Patient Name	ヒタチ タロウ		
Ins. Card No.	Code: 1951	Number: 1951002	
Date of Birth	1977-04-01		
Relationship	Insured Person		

[New Appointment](#) [Top Page](#)

3 Responding with an alternative date for an online appointment

After you apply for an online appointment, if your desired appointment date is not available, the health-checkup facility might offer you alternative dates.

This section explains how to respond with an alternative date.

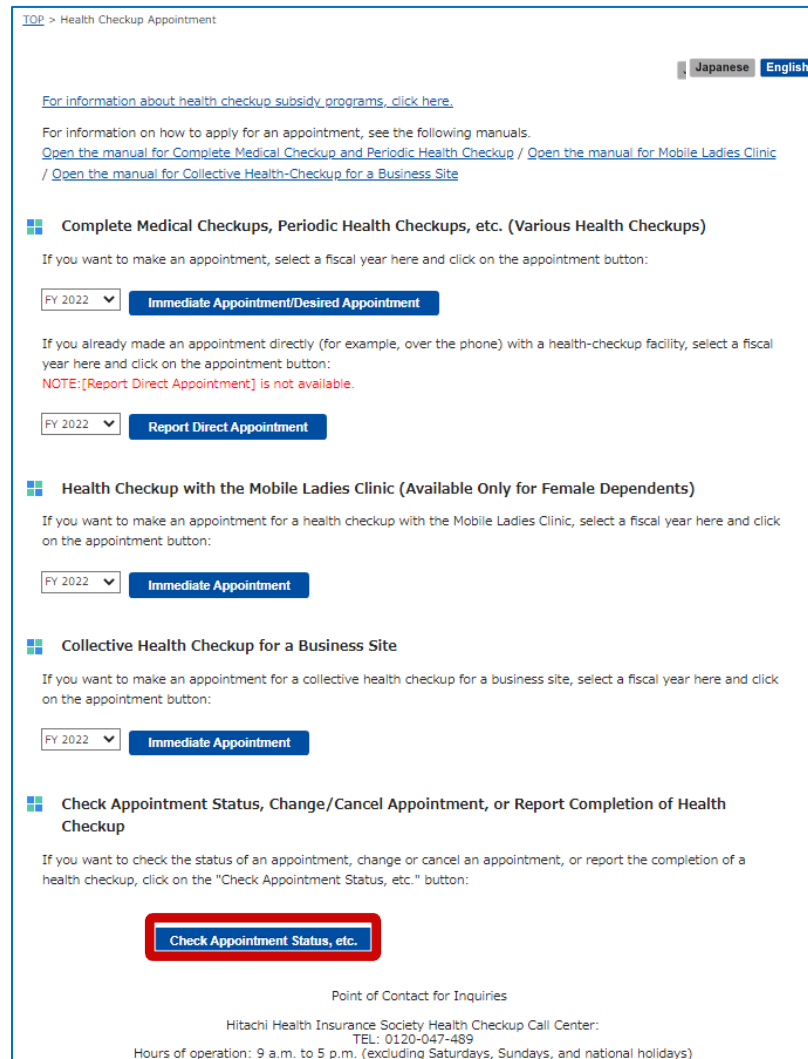
1 From the top page of MY HEALTH WEB, click [Health Checkup Appointment].

The Health Checkup Appointment TOP screen appears.



2 Click [Check Appointment Status, etc.].

The Check Appointment Status (List) screen appears.



3 Click [Pending Response] for the appointment for which you want to respond with an alternative date.

The Health Checkup Appointment Alternative Dates (Select) screen appears.

TOP > Health Checkup Appointment > Check Appointment Status (List)

Health Checkup Appointment Check Appointment Status (List)

The status of your health checkup appointment is as follows.
 Click the "Details" button for the appointment you want to check.

ion No.	Patient Name	Appointment Status	Appointment Date	Application Date	Remarks	Details	Alt. Date Response
10196	ヒタチ ハナコ	Sched Appt	Desired Appointment	2022-03-18		Details	
10195	ヒタチ タロウ	Sched Appt	Desired Appointment	2022-03-17		Details	
10194	ヒタチ タロウ	Canceled	Desired Appointment	2022-03-17		Details	
12888	ヒタチ タロウ	Sched Appt	Desired Appointment	2022-03-17		Details	Pending Response
12879	ヒタチ タロウ	Canceled	2022-03-30	2022-03-14		Details	
12878	ヒタチ ハナコ	Canceled	2022-03-30	2022-03-14	Report of Direct Appointment	Details	
12877	ヒタチ タロウ	Canceled	Desired Appointment	2022-03-14		Details	
11466	ヒタチ タロウ	Canceled	Desired Appointment	2021-11-18		Details	Response Received
11465	ヒタチ タロウ	Canceled	Desired Appointment	2021-11-18		Details	

4 Select the alternative date that you want and then click [Next].

The Health Checkup Appointment Confirm (Select) Alternative Dates screen appears.

Remarks

If none of the alternative dates work for you, select [Reject] and then click [Next].

TOP > Health Checkup Appointment > Alternative Dates (Select)

Health Checkup Appointment Alternative Dates (Select)

An appointment could not be made for the desired date in your application.
 We have sent you a notice about alternative dates. Please respond to notice.
 Note that, after 7 days pass from the date of notice, you will no longer be able to respond.

Note: After responding, if you want to change your alternative date, please do so as soon as possible.
 (We confirm the date with the health-checkup facility, so you might not be able to change the date as soon as the day after confirmation.)

Date of Notice
 2022-03-18 (Fri.)

Notes from the Health-Checkup Facility

Selected Alternative Date
 -

Alternative Date #1 2022-03-30 (Wed.) 9:00
 Alternative Date #2 2022-03-30 (Wed.) 10:00
 Alternative Date #3 2022-03-30 (Wed.) 11:00
 Reject

Details of Appointment

Reception No.	210002888
Facility	テスト63000
Location	〒100-0000 東京都千代田区
Desired Date #1	2022-03-31(Thu.) Morning
Desired Date #2	
Desired Date #3	
Desired Date #4	
Desired Date #5	
Desired Date #6	
Patient Name	ヒタチ タロウ
Date of Birth	1977-04-01

[Back](#) [Next](#)

5 Confirm your response. If there are no problems, click [Send Response].

This completes the procedure for responding with an alternative date.

After you respond with an alternative date, you will receive an email when your appointment is confirmed or if rescheduling is needed.

TOP > Health Checkup Appointment > Confirm (Select) Alternative Dates

Health Checkup Appointment Confirm (Select) Alternative Dates

Your response on alternative dates is not yet complete.
Make sure the following information is correct, and then click the "Send Response" button to proceed.

Desired Appointment Date 2022-03-30 (Wed.) 11:00

Details of Appointment	
Reception No.	210002888
Facility	テスト63000
Location	〒100-0000 東京都千代田区
Patient Name	ヒタチ タロウ
Date of Birth	1977-04-01

Notes from the Health-Checkup Facility

[Back](#) [Send Response](#)

4 Changing information about the person who made the online appointment

This section explains how to change the information (address, phone number, etc.) about the person who made the health checkup appointment

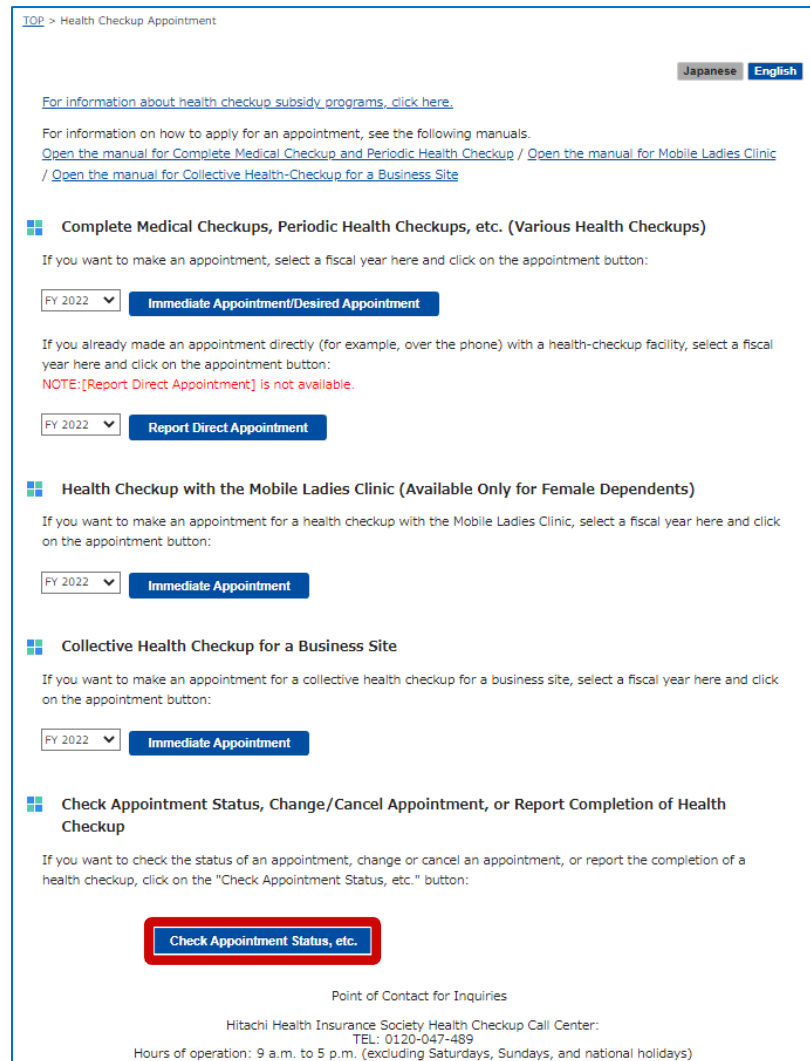
1 From the top page of MY HEALTH WEB, click [Health Checkup Appointment].

The Health Checkup Appointment TOP screen appears.



2 Click [Check Appointment Status, etc.].

The Check Appointment Status (List) screen appears.



3 Click [Details] for the appointment for which you want to change the information about the person who made the appointment.

The screen for checking appointment statuses and details appears.

TOP > Health Checkup Appointment > Check Appointment Status (List)

Health Checkup Appointment Check Appointment Status (List)

The status of your health checkup appointment is as follows.
Click the "Details" button for the appointment you want to check.

No.	Reception No.	Patient Name	Appointment Status	Appointment Date	Application Date	Remarks	Details	Alt. Da
1	210002877	ヒタチ タロウ	Received	Desired Appointment	2022-03-14		Details	
2	210001466	ヒタチ タロウ	Canceled	Desired Appointment	2021-11-18		Details	Respo
3	210001465	ヒタチ タロウ	Canceled	Desired Appointment	2021-11-18		Details	
4	210001462	ヒタチ タロウ	Canceled	Desired Appointment	2021-11-17		Details	Respo
5	210001461	ヒタチ タロウ	Canceled	Desired Appointment	2021-11-17		Details	
6	210001460	ヒタチ タロウ	Canceled	2021-12-01	2021-11-17		Details	
7	210001459	ヒタチ タロウ	Canceled	Desired Appointment	2021-11-17		Details	
8	210001457	ヒタチ タロウ	Canceled	Desired Appointment	2021-11-17		Details	
9	210001456	ヒタチ タロウ	Canceled	2021-12-01	2021-11-17		Details	
10	210001448	ヒタチ タロウ	Canceled	2021-11-11	2021-11-12	Report of Direct Appointment	Details	

4 Enter the information you want to change and then click [Edit Patient Details].

A message appears, indicating that the change is complete. This completes the procedure for changing information about the person who made the appointment.

Note

If you want to change or cancel your health checkup appointment within two weeks of the appointment date, contact the health-checkup facility directly.

Remarks

The screen that appears varies depending on the appointment method.

TOP > Health Checkup Appointment > Check Appointment Status (Immediate Appointment)

Health Checkup Appointment Check Appointment Status (Immediate Appointment)

Appointment Status

Appt Made → Checkup Reported → Checkup Complete → Canceled

Reception No.	220000997		
Facility	医療法人 日竹クリニック		
Location	東京都千代田区丸の内1-1-1		
Appointment Date	2022-09-09 (Fri.) 9:00		
Checkup Date	<input type="text"/>	<input type="button" value="Register"/>	Format: YYYY-MM-DD (Example: 2021-04-01)
Checkup Date	-		
Appt. Details/ Payment Due on Checkup Date	Complete Medical Checkup (X-Ray Exam)	1,000 yen	Total: 1,000 yen

Basic Information

Insured Person	ヒタチ タロウ		
Ins. Card No.	Code: 1951	Number: 1951001	
Employee Number	11112222		
Member Site	日竹製作所		
Managing Site	日竹製作所 本社		
Affiliated Dept	<input type="text"/>		

Patient Info

Patient Name	ヒタチ タロウ		
Date of Birth	1977-04-01		
Address (Required) Note: Your diagnostic kit will be sent to this address.	Postal Code	103 - 0015	<input type="button" value="Address Search"/>
	Prefecture	Tokyo	
	City/Ward/Town/Village	中央区日本橋福町	
	Street Name/House Number	1111-1111	
Phone Number (Required)	09011112222 Example: 09011112222 (Do not include hyphens)		
Email Address (Required)	taro.hitachi@hitachi.com		
Email Address (To Confirm)	taro.hitachi@hitachi.com		
Notes	<input type="text"/>		

For example: Information about disabilities (physical handicaps), medical restrictions, or requests to undergo the health checkup with another individual (include the reception number of the individual who made an online appointment)

5 Changing the details of an online appointment

This section explains how to change the date and time, and the course for a health checkup.

1 From the top page of MY HEALTH WEB, click [Health Checkup Appointment].

The Health Checkup Appointment TOP screen appears.

Note

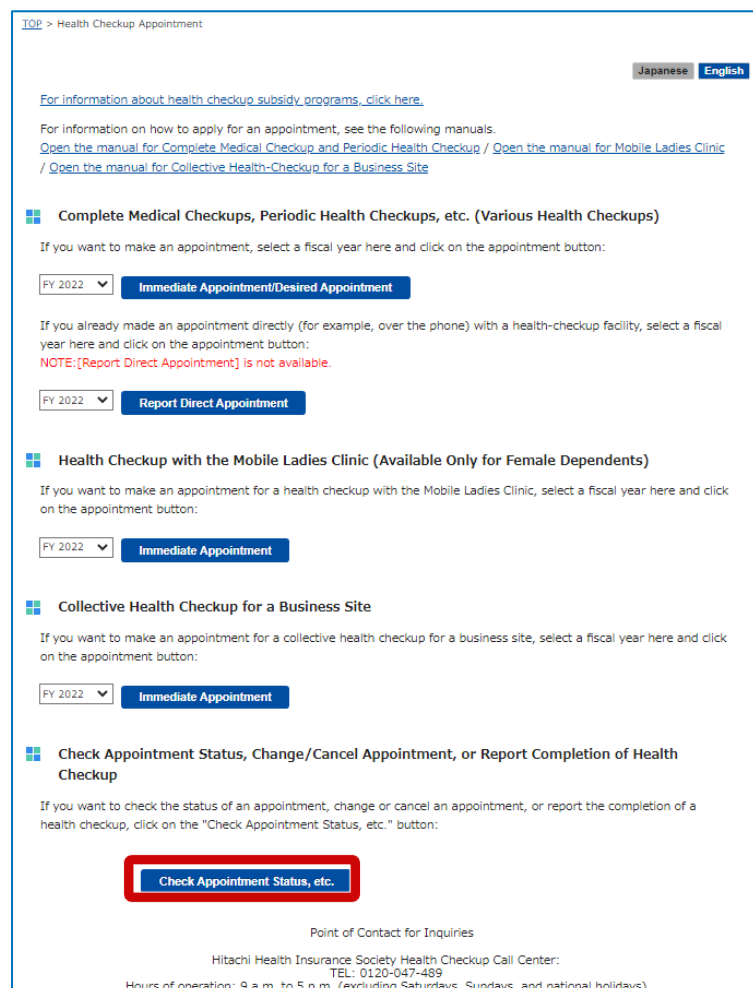
When changing the appointment details, you can change only the date and time, and the course. You cannot change the health-checkup facility.

If you want to change the health-checkup facility, cancel your appointment and then apply for a new appointment.



2 Click [Check Appointment Status, etc.].

The Check Appointment Status (List) screen appears.



3 Click [Details] for the appointment you want to change.

The screen for checking appointment statuses and details appears.

TOP > Health Checkup Appointment > Check Appointment Status (List)

Health Checkup Appointment Check Appointment Status (List)

The status of your health checkup appointment is as follows.
Click the "Details" button for the appointment you want to check.

No.	Reception No.	Patient Name	Appointment Status	Appointment Date	Application Date	Remarks	Details	Alt. Da
1	210002877	ヒタチ タロウ	Received	Desired Appointment	2022-03-14		Details	
2	210001466	ヒタチ タロウ	Canceled	Desired Appointment	2021-11-18		Details	Respo
3	210001465	ヒタチ タロウ	Canceled	Desired Appointment	2021-11-18		Details	
4	210001462	ヒタチ タロウ	Canceled	Desired Appointment	2021-11-17		Details	Respo
5	210001461	ヒタチ タロウ	Canceled	Desired Appointment	2021-11-17		Details	
6	210001460	ヒタチ タロウ	Canceled	2021-12-01	2021-11-17		Details	
7	210001459	ヒタチ タロウ	Canceled	Desired Appointment	2021-11-17		Details	
8	210001457	ヒタチ タロウ	Canceled	Desired Appointment	2021-11-17		Details	
9	210001456	ヒタチ タロウ	Canceled	2021-12-01	2021-11-17		Details	
10	210001448	ヒタチ タロウ	Canceled	2021-11-11	2021-11-12	Report of Direct Appointment	Details	

4 Check [Appointment Status] and then click [Edit Details].

The Health Checkup Appointment Make an Appointment (3 of 6) (Desired Appointment Date) screen or the Health Checkup Appointment Make an Appointment (3 of 6) (Immediate Appointment) screen appears.

Note

If you want to change or cancel your appointment within two weeks of the appointment date, contact the health-checkup facility directly. After contacting the health-checkup facility, call the Hitachi Health Insurance Society Health Checkup Call Center (TEL: 0120-047-489).

Remarks

The screen that appears varies depending on the appointment method.

TOP > Health Checkup Appointment > Check Appointment Status (Immediate Appointment)

Health Checkup Appointment Check Appointment Status (Immediate Appointment)

Appointment Status

Appt Made → Checkup Reported → Checkup Complete → Canceled

Reception No.	220000997		
Facility	医療法人 日竹クリニック		
Location	東京都千代田区丸の内1-1-1		
Appointment Date	2022-09-09 (Fri.) 9:00		
Checkup Date	<input type="text"/>	<input type="button" value="Register"/>	Format: YYYY-MM-DD (Example: 2021-04-01)
Checkup Date	-		
Appt. Details/ Payment Due on Checkup Date	Complete Medical Checkup (X-Ray Exam)	1,000 yen	Total: 1,000 yen

Basic Information

Insured Person	ヒタチ タロウ		
Ins. Card No.	Code: 1951	Number: 1951001	
Employee Number	<input type="text" value="11112222"/>		
Member Site	<input type="text" value="日竹製作所"/>		
Managing Site	<input type="text" value="日竹製作所 本社"/>		
Affiliated Dept.	<input type="text"/>		

Patient Info

Patient Name	ヒタチ タロウ		
Date of Birth	1977-04-01		
Address (Required) Note: Your diagnostic kit will be sent to this address.	Postal Code	<input type="text" value="103"/> - <input type="text" value="0015"/>	<input type="button" value="Address Search"/>
	Prefecture	<input type="text" value="Tokyo"/>	
	City/Ward/Town/Village	<input type="text" value="中央区日本橋福崎町"/>	
	Street Name/House Number	<input type="text" value="1111-1111"/>	
Phone Number (Required)	<input type="text" value="09011112222"/>		
	Example: 09011112222 (Do not include hyphens)		
Email Address (Required)	<input type="text" value="taro.hitachi@hitachi.com"/>		
Email Address (To Confirm)	<input type="text" value="taro.hitachi@hitachi.com"/>		
Notes	<input type="text"/>		
	For example: Information about disabilities (physical handicaps), medical restrictions, or requests to undergo the health checkup with another individual (include the reception number of the individual who made an online appointment first)		

 **Remarks**

The following table lists the statuses displayed under [Appointment Status]. Depending on [Appointment Status], you might not be able to change or cancel the appointment.

Displayed status	Description
Received	The application for an appointment has been completed. Wait for an appointment confirmation notice or a rescheduling notice.
Sched Appt (Arranging Appointment)	An appointment is being scheduled. Wait for an appointment confirmation notice or a rescheduling notice. You cannot change or cancel your application for an appointment while it is in this state. If alternative dates are offered, respond with an alternative date.
Appt Made (Appointment Made)	An appointment has been made.
Resched Needed (Rescheduling Needed)	The appointment could not be scheduled. The appointment needs to be rescheduled. Apply for another appointment on a date within the current fiscal year.
Checkup Reported (Health Checkup Reported)	Completion of the health checkup has been reported.
Checkup Complete (Health Checkup Complete)	The Hitachi Health Insurance Society has confirmed the completion of the health checkup.
Other Checkup Complete (Other Health Checkup Complete)	The Hitachi Health Insurance Society has confirmed the completion of a health checkup at a health-checkup facility other than the one for which you made an appointment.
Canceled	The application for an appointment is being canceled. Apply for another appointment on a date within the current fiscal year.

5 Apply for another online appointment.

For details on how to apply for an online appointment, see [\(1\) To make an appointment on a desired date](#) or [\(2\) To make an appointment immediately](#).

TOP > [Health Checkup Appointment](#) > Make an Appointment (3 of 6) (Desired Appointment Date)

Health Checkup Appointment Make an Appointment (3 of 6) (Desired Appointment Date)

Search by Specifying Conditions		Information About the Health-Checkup Facility																																					
<p>Basic Course Required</p> <p><input checked="" type="radio"/> Complete Medical Checkup (X-Ray Exam)</p> <p><input type="radio"/> Complete Medical Checkup (Oral Endoscopy)</p> <p><input type="radio"/> Complete Medical Checkup (Nasal Endoscopy)</p> <p>Abbreviated Complete Medical Checkup</p> <p><input type="radio"/> Abbreviated Complete Medical Checkup (X-Ray Exam)</p> <p><input type="radio"/> Abbreviated Complete Medical Checkup (Oral Endoscopy)</p> <p><input type="radio"/> Abbreviated Complete Medical Checkup (Nasal Endoscopy)</p> <p>Periodic Health Checkup</p> <p><input type="radio"/> Periodic Health Checkup 35</p> <p><input type="radio"/> Periodic Health Checkup A</p>		<p>Facility: テスト63000</p> <p>Location: 〒100-0000 東京都千代田区</p> <p>Basic: Complete Medical Checkup (X-Ray Exam) 20,000 yen Special Notes:(土)は第4週のみ</p> <p>Options Included in the Basic Course: Hepatitis Viral Examination 20,000 yen ●●</p> <p>Ladies Only: -</p> <p>Eng Support: -</p> <p>Other: -</p> <p>Avail Times (Basic)</p> <table border="1"> <thead> <tr> <th>Mon.</th> <th>Tue.</th> <th>Wed.</th> <th>Thu.</th> <th>Fri.</th> <th>Sat.</th> <th>Sun.</th> <th>Holidays</th> </tr> </thead> <tbody> <tr> <td>All Day</td> <td>All Day</td> <td>All Day</td> <td>All Day</td> <td>All Day</td> <td>Morning</td> <td>-</td> <td>-</td> </tr> </tbody> </table> <p>Note: Some options might not be offered during the same time slot as the basic health check.</p>		Mon.	Tue.	Wed.	Thu.	Fri.	Sat.	Sun.	Holidays	All Day	All Day	All Day	All Day	All Day	Morning	-	-																				
Mon.	Tue.	Wed.	Thu.	Fri.	Sat.	Sun.	Holidays																																
All Day	All Day	All Day	All Day	All Day	Morning	-	-																																
<p>Options</p> <p><input type="checkbox"/> Thyroid Function Test</p> <p><input type="checkbox"/> Arteriosclerosis Examination</p> <p><input type="checkbox"/> Arteriosclerosis Examination (Carotid Ultrasound)</p> <p><input type="checkbox"/> Arteriosclerosis Examination (Blood Pressure Plethysmography)</p> <p><input type="checkbox"/> Arteriosclerosis Examination (Carotid Ultrasound/Blood Pressure Plethysmography)</p> <p><input type="checkbox"/> Hepatitis Viral Examination</p> <p><input checked="" type="checkbox"/> Hepatitis Viral Examination</p> <p><input type="checkbox"/> Lung Cancer Screening</p> <p><input type="checkbox"/> Prostate Cancer Screening</p> <p><input type="checkbox"/> Dental Examination</p> <p><input type="checkbox"/> ABC Examination (Testing for Risk of Stomach Cancer)</p> <p><input type="checkbox"/> ABC Examination (Testing for Risk of Stomach Cancer)</p>		<p>For "Desired Date #1" to "Desired Date #6", set your desired appointment dates.</p> <p>To enter a date manually, enter it in the format YYYY-MM-DD. (Example: 2021-04-01)</p> <table border="1"> <tbody> <tr> <td>Desired Date #1 (Required)</td> <td>Date</td> <td>2022-03-30</td> </tr> <tr> <td></td> <td>Time</td> <td>Morning</td> </tr> <tr> <td>Desired Date #2</td> <td>Date</td> <td></td> </tr> <tr> <td></td> <td>Time</td> <td></td> </tr> <tr> <td>Desired Date #3</td> <td>Date</td> <td></td> </tr> <tr> <td></td> <td>Time</td> <td></td> </tr> <tr> <td>Desired Date #4</td> <td>Date</td> <td></td> </tr> <tr> <td></td> <td>Time</td> <td></td> </tr> <tr> <td>Desired Date #5</td> <td>Date</td> <td></td> </tr> <tr> <td></td> <td>Time</td> <td></td> </tr> <tr> <td>Desired Date #6</td> <td>Date</td> <td></td> </tr> <tr> <td></td> <td>Time</td> <td></td> </tr> </tbody> </table>		Desired Date #1 (Required)	Date	2022-03-30		Time	Morning	Desired Date #2	Date			Time		Desired Date #3	Date			Time		Desired Date #4	Date			Time		Desired Date #5	Date			Time		Desired Date #6	Date			Time	
Desired Date #1 (Required)	Date	2022-03-30																																					
	Time	Morning																																					
Desired Date #2	Date																																						
	Time																																						
Desired Date #3	Date																																						
	Time																																						
Desired Date #4	Date																																						
	Time																																						
Desired Date #5	Date																																						
	Time																																						
Desired Date #6	Date																																						
	Time																																						

Back Next

6 Canceling an online appointment

This section explains how to cancel an online appointment.

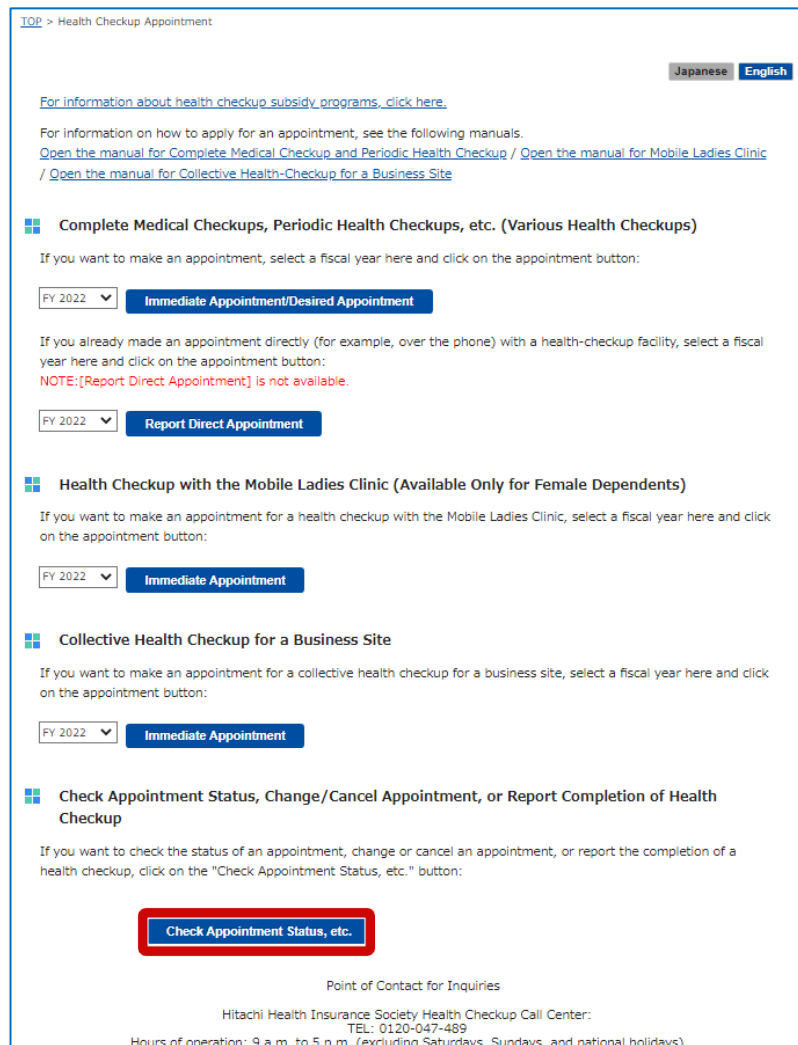
1 From the top page of MY HEALTH WEB, click [Health Checkup Appointment].

The Health Checkup Appointment TOP screen appears.



2 Click [Check Appointment Status, etc.].

The Check Appointment Status (List) screen appears.



3 Click [Details] for the appointment you want to cancel.

The screen for checking appointment statuses and details appears.

TOP > Health Checkup Appointment > Check Appointment Status (List)

Health Checkup Appointment Check Appointment Status (List)

The status of your health checkup appointment is as follows.
Click the "Details" button for the appointment you want to check.

No.	Reception No.	Patient Name	Appointment Status	Appointment Date	Application Date	Remarks	Details	Alt. Da
1	210002877	ヒタチ タロウ	Received	Desired Appointment	2022-03-14		Details	
2	210001466	ヒタチ タロウ	Canceled	Desired Appointment	2021-11-18		Details	Respor
3	210001465	ヒタチ タロウ	Canceled	Desired Appointment	2021-11-18		Details	
4	210001462	ヒタチ タロウ	Canceled	Desired Appointment	2021-11-17		Details	Respor
5	210001461	ヒタチ タロウ	Canceled	Desired Appointment	2021-11-17		Details	
6	210001460	ヒタチ タロウ	Canceled	2021-12-01	2021-11-17		Details	
7	210001459	ヒタチ タロウ	Canceled	Desired Appointment	2021-11-17		Details	
8	210001457	ヒタチ タロウ	Canceled	Desired Appointment	2021-11-17		Details	
9	210001456	ヒタチ タロウ	Canceled	2021-12-01	2021-11-17		Details	
10	210001448	ヒタチ タロウ	Canceled	2021-11-11	2021-11-12	Report of Direct Appointment	Details	

4 Check [Appointment Status] and then click [Cancel].

A confirmation message appears. Click [OK].

This completes the procedure for canceling the health checkup appointment.

Note

If you want to change or cancel your appointment within two weeks of the appointment date, contact the health-checkup facility directly. After contacting the health-checkup facility, call the Hitachi Health Insurance Society Health Checkup Call Center (TEL: 0120-047-489).

You must undergo a health checkup once a fiscal year. Make another appointment for a health checkup on a date within the current fiscal year.


Remarks

- For details on [Appointment Status], see step 4 in [5 Changing the details of an online appointment](#).
- The screen that appears varies depending on the appointment method.

TOP > Health Checkup Appointment > Check Appointment Status (Desired Appointment Date)

Health Checkup Appointment Check Appointment Status (Desired Appointment Date)

Appointment Status



Reception No.	210002877	
Facility	テスト63000	
Location	東京都千代田区	
Appointment Date	-	
Checkup Date	<input type="text"/> <input type="button" value="Register"/>	
Checkup Date	Format: YYYY-MM-DD (Example: 2021-04-01)	
Desired Dates	# 1	2022-03-30 (Wed.) Morning
	# 2	-
	# 3	-
	# 4	-
	# 5	-
	# 6	-
Appt. Details/ Payment Due on Checkup Date	Complete Medical Checkup (X-Ray Exam)	20,000 yen
	Hepatitis Viral Examination	20,000 yen
	Total:	40,000 yen

Basic Information	
Insured Person	ヒタチ タロウ
Ins. Card No.	Code: 1951 Number: 1951002
Employee Number	11112222
Member Site	日立製作所
Managing Site	日立製作所 本社
Affiliated Dept	

Patient Info	
Patient Name	ヒタチ タロウ
Date of Birth	1977-04-01
Address (Required) Note: Your diagnostic kit will be sent to this address.	Postal Code: 103 - 0015 <input type="button" value="Address Search"/>
	Prefecture: Tokyo
	City/Ward/Town/Village: 中央区日本橋箱崎町
	Street Name/House Number: 1-1
Phone Number (Required)	0901112222 Example: 0901112222 (Do not include hyphens)
Email Address (Required)	taro.hitachi@hitachi.com
Email Address (To Confirm)	taro.hitachi@hitachi.com
Notes	For example: Information about disabilities (physical handicaps), medical restrictions, or requests to undergo the health checkup with another individual (include the reception number of the individual who made an online appointment first)
Notes from the Health-Checkup Facility	